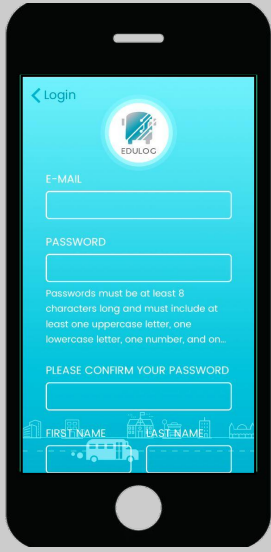
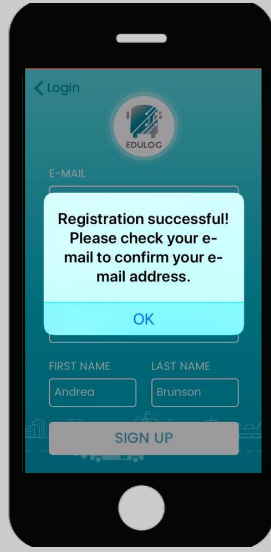


1 Registration

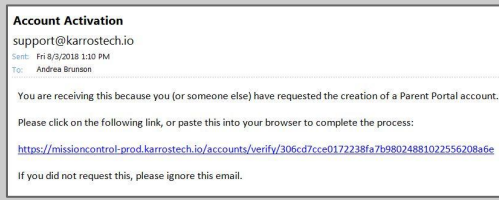


- Enter Your Email
- Enter Password
- Confirm Password
- Add your First & Last Name
- Click on Sign Up

2 Confirm E-mail

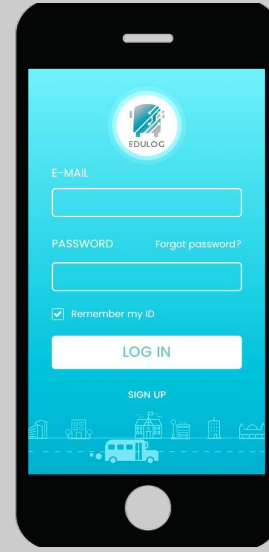


- Check your email
- Click on the link to activate account
- Account verification will appear



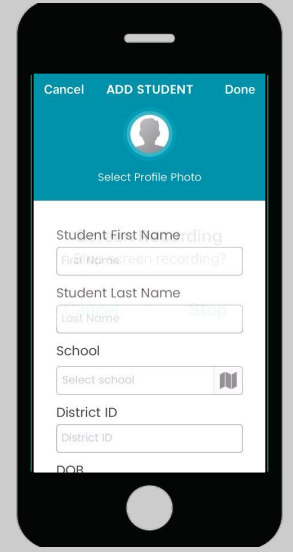
Account has been successfully verified, please login.

3 Log In



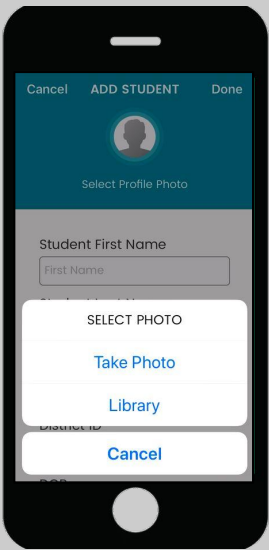
- Enter Email
- Enter Password
- Click Log In
- Logged in, go to Student List

4 Add Student



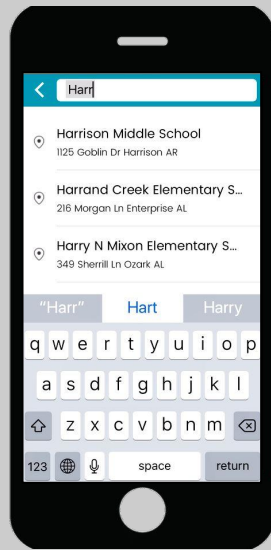
- Enter First & Last Name
- School by search or map icon
- Enter District ID
- Select Date of Birth (DOB)

4a Add Photo

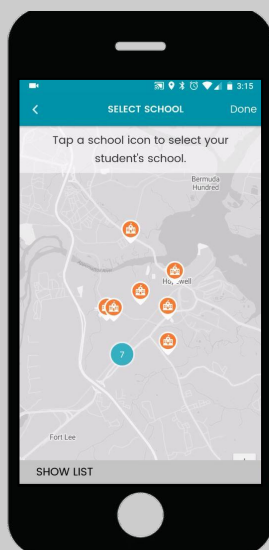


Tap the student icon and upload a photo or take a photo from your device.

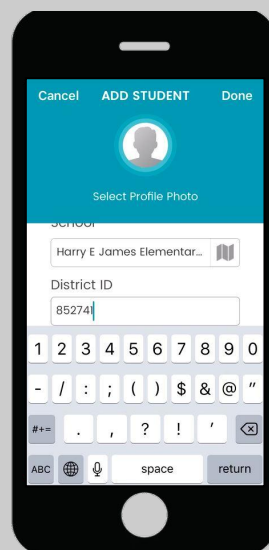
4b Add School



Search for school by name or find school on map using the map icon.

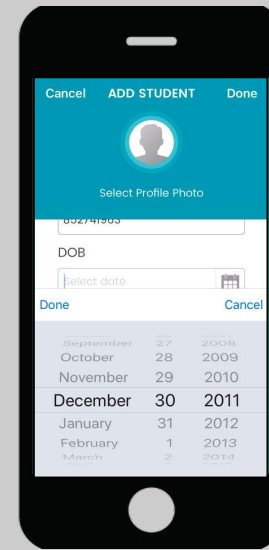


4c Add District ID

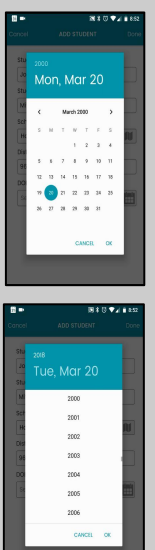


District ID is a unique ID assigned to the child in the district. The district creates the ID.

4d Add Date of Birth (DOB)

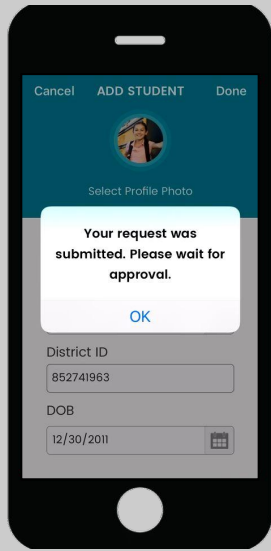


Scroll to DOB on Apple iOS.



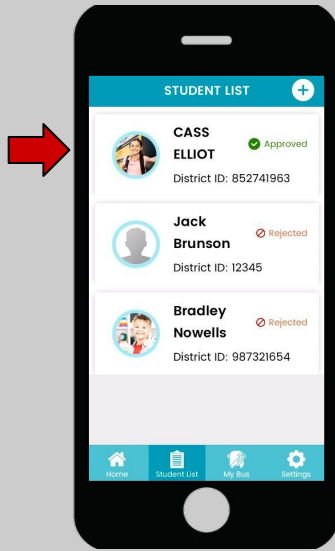
Select Day then Scroll to year on Android.

5 Request Submitted



Approval is immediate.

6 Student List



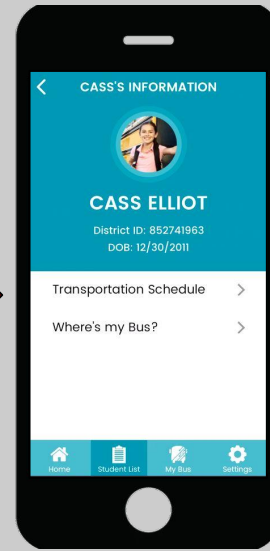
Student will display as accepted or rejected.

If rejected, the information you entered did not match.

Try again or contact the school.

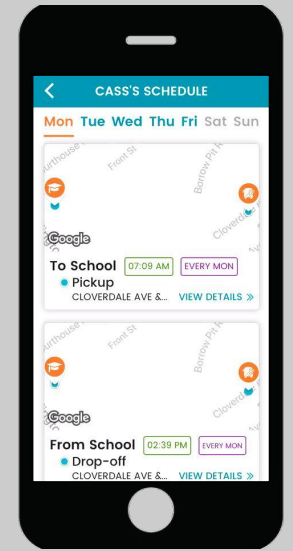
Click on Student Name from the Student List and Student Info will appear.

7 Student Info



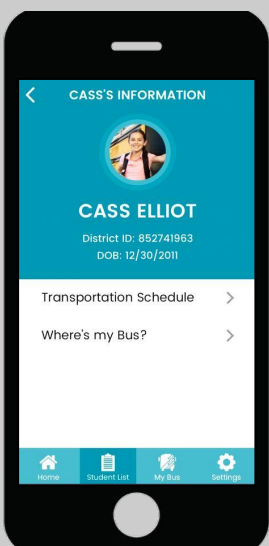
Click on Transportation Schedule and Student Schedule will appear.

7a Student Schedule



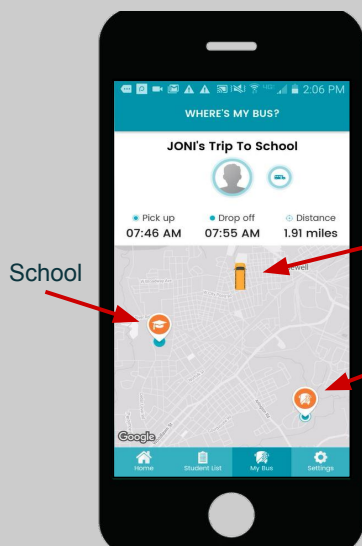
Click on the day to view Student Schedule. Click < to go back.

8 Student Info



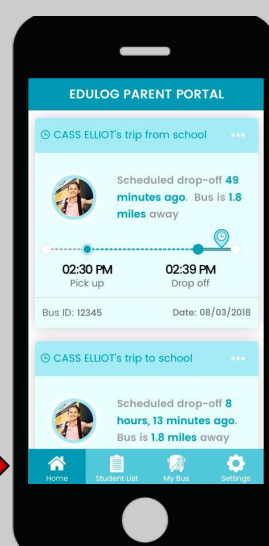
Click on Where's my Bus? and Student Map will appear.

8a Student Map



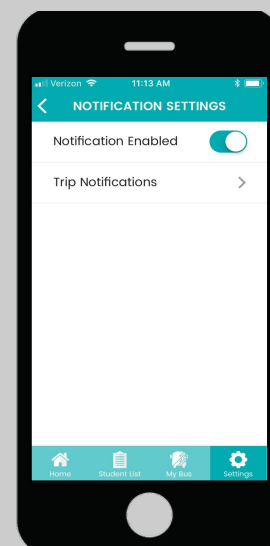
Where's my bus? will also show trip information in real time.

9 Student Trips



Click on Home in the main menu and it will display Student Trips.

10 Notifications



Go to Settings in the main menu to turn on Notifications.

Notifications must be set for the morning and afternoon for each student.

